



# Fairy K-2nd Pack

Thanks for downloading the Fairy K-2nd Pack!  
Be sure to check back for more Unit Studies!

Please note the terms of use:

These printables are provided free of charge and are for personal use only.

**You may:**

Print as many copies as you'd like

Use them in a group or classroom setting

Share the link to my blog to other people who are interested in the pack

Post online about the pack giving proper credit back to RoyalBaloo.com

**You may not:**

Sell or distribute this file

Host this file on your own website

Upload this file to a shared website (i.e. 4shared.com)

Claim these files or sell them as your own

Link directly to the pdf file online

Print and sell them to others

Clip purchased from  
[Scrappin Doodles](#)

I reserve the right to change these terms of use at any time.


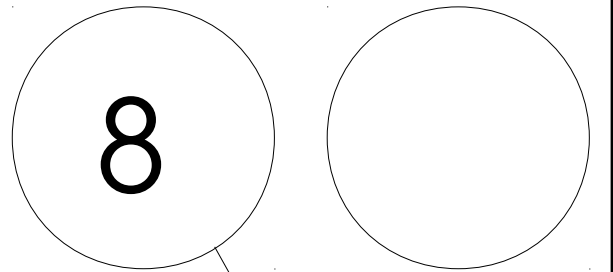
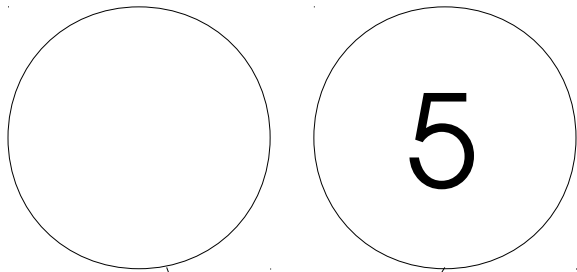


Thanks Erin @Royal Baloo



# Table of Contents

Froggy Number Bonds.....	3
Fairy ABC Order.....	4
Color the Nouns.....	5
Spin the Time.....	6
Fairy Word Search.....	7
Word Scrambles.....	8
Roll and Color.....	9
1-1 Addition Puzzle.....	10
11-20 Addition Puzzle.....	11
Skip Count by 10s Puzzle.....	12
Spin Addition.....	13
Spin Subtraction.....	14
Fairy Addition.....	15
Fairy Subtraction.....	16
Fairy Coin Matching.....	17
Odd/Even Sorting.....	18
Roll and Graph.....	19-21
Beginning Sounds.....	22
Writing.....	23
Measuring.....	24

# Froggy Number Bonds




# Fairy ABC Order

Put the Fairy Words in ABC Order.



fairy hut frog princess  
prince flower mushroom magic



1

2

3

4

5

6




7

8

# Color the Nouns




Read the nouns and then color.

common nouns - pink    proper nouns - purple



# Spin the Time

Then write it on a clock




  +15 minutes	  +30 minutes	  +45 minutes	  +1 hour
  +15 minutes	  +30 minutes	  +45 minutes	  +1 hour
  +15 minutes	  +30 minutes	  +45 minutes	  +1 hour
  +15 minutes	  +30 minutes	  +45 minutes	  +1 hour




# Unscramble the Words

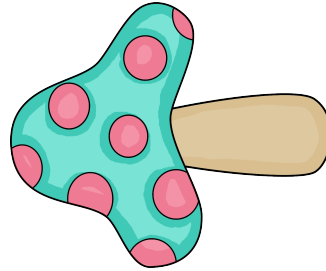
Unscramble the words and then match the word to the correct picture




ohmrsoum \_\_\_\_\_




uth \_\_\_\_\_




wsfeolr \_\_\_\_\_



arfyi \_\_\_\_\_




yarfi \_\_\_\_\_



grfo \_\_\_\_\_

# Roll and Color

Use two dice



5

10

3

3

12

7

9

6

9

4

2

8

5


11


10


6

7

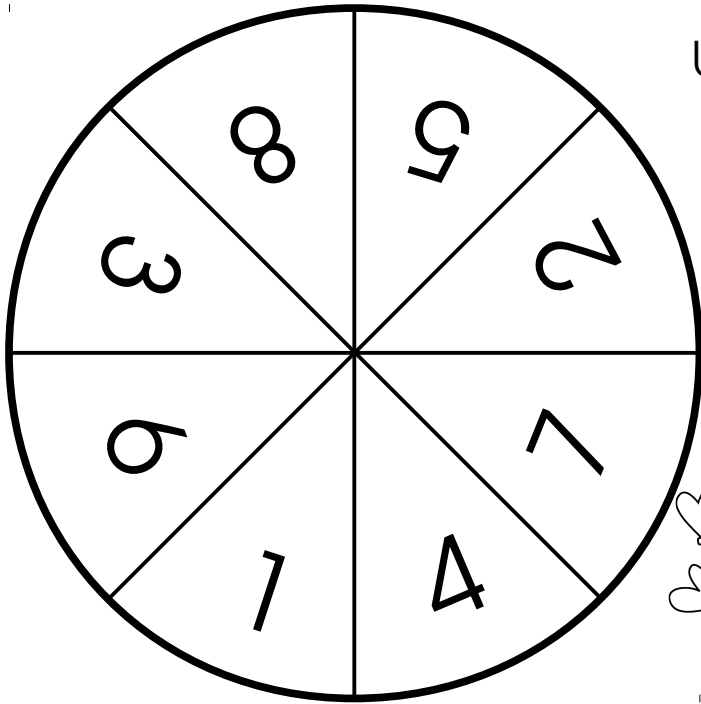
8

	$4+6$
	$7+2$
	$4+4$
	$2+5$
	$3+3$
	$3+2$
	$1+3$
	$2+1$
	$1+1$
	$0+1$

	$12+8$
	$10+9$
	$9+9$
	$9+8$
	$5+11$
	$7+8$
	$5+9$
	$8+5$
	$6+6$
$9+2$	



# Addition



Use a pencil and paper clip for the spinner. Spin to find the number to add for each problem. Color the item when you find the answer.



3 fairies flew to a flower and \_\_\_\_ more fairies flew after them.

How many fairies flew to the flower?

$$3 + \underline{\quad\quad} = \underline{\quad\quad}$$

There were 7 frogs in the pond and \_\_\_\_ frogs out of the pond. How many frogs were there?

$$7 + \underline{\quad\quad} = \underline{\quad\quad}$$

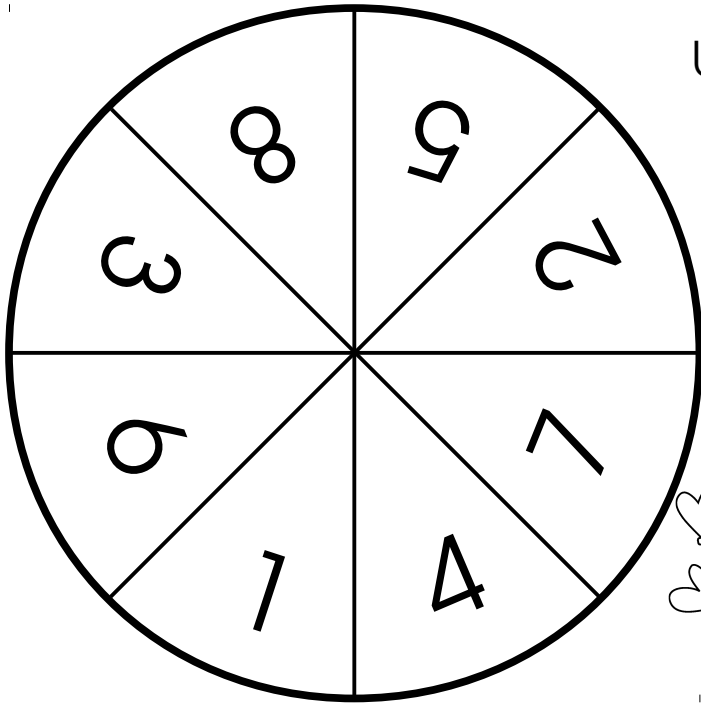
The fairies picked 4 mushrooms and left \_\_\_\_ mushrooms on the ground. How many mushrooms were there??

$$4 + \underline{\quad\quad} = \underline{\quad\quad}$$

There were 13 flowers growing in the ground and \_\_\_\_ more in a vase. How many flowers were there?

$$13 + \underline{\quad\quad} = \underline{\quad\quad}$$

# Subtraction



Use a pencil and paper clip for the spinner. Spin to find the number to subtract for each problem. Color the item when you find the answer.



There were 11 frogs on a log. \_\_\_\_ jumped into the pond.  
How many were left on the log??

$$11 - \underline{\quad\quad} = \underline{\quad\quad}$$

There were 17 mushrooms growing. The fairies stepped on \_\_\_\_ of them. How many are left?

$$17 - \underline{\quad\quad} = \underline{\quad\quad}$$

There were 14 fairies wearing pink and \_\_\_\_ wearing purple.  
How many more were wearing pink?

$$14 - \underline{\quad\quad} = \underline{\quad\quad}$$


We had 12 flowers in the garden. We picked \_\_\_\_ of them.  
How many flowers are left?

$$12 - \underline{\quad\quad} = \underline{\quad\quad}$$


# Fairy Addition



+




=




\_\_\_ + \_\_\_ = \_\_\_



+



=




\_\_\_ + \_\_\_ = \_\_\_




+




=




\_\_\_ + \_\_\_ = \_\_\_



+




=




\_\_\_ + \_\_\_ = \_\_\_

# Fairy Subtraction




=

\_\_\_ - \_\_\_ = \_\_\_




=

\_\_\_ - \_\_\_ = \_\_\_



=

\_\_\_ - \_\_\_ = \_\_\_




=


\_\_\_ - \_\_\_ = \_\_\_

# Fairy Coin Matching


15¢



80¢



70¢




36¢



56¢



53¢













# Sort the Fairies to the Correct Hut




odd









even



# Roll and Graph



10						
9						
8						
7						
6						
5						
4						
3						
2						
1						
						

# Roll and Tally

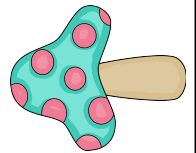

Put together the die. Roll and use tally marks to mark what you have rolled. Add up the totals and write in the box. Then figure out which one you rolled the most and least.




Which one  
had the  
most?



Which one  
had the  
least?




# Beginning Sounds



F C T



P H L




R G F



Z S M




J F D



F Y N

# Writing



Write a sentence about fairies and draw a picture

Four sets of writing lines, each consisting of a solid top line, a dashed middle line, and a solid bottom line.

# Measuring

Measure the fairies with a ruler or paper clips. Write the measurement next to the fairy.

