



Fairy PreK Pack

Thanks for downloading the Fairy PreK Pack!
Be sure to check back for more printables at RoyalBaloo.com!

Please note the terms of use:

These printables are provided free of charge and are for personal use only.

You may:

Print as many copies as you'd like

Use them in a group or classroom setting

Share the link to my blog to other people who are interested in the pack

Post online about the pack giving proper credit back to RoyalBaloo.com

You may not:

Sell or distribute this file

Host this file on your own website

Upload this file to a shared website (i.e. 4shared.com)

Claim these files or sell them as your own

Link directly to the pdf file online

Print and sell them to others

Clip purchased from
[Scrappin Doodles](#)

I reserve the right to change these terms of use at any time.


Thanks Erin @Royal Baloo




Table of Contents

3-part cards.....	3-4
Patterning Cards.....	5
What Comes Next?.....	6
4-Piece Puzzles.....	7-8
Which Is Different?.....	9
Prewriting Page.....	10-11
Beginning Sounds.....	12
What Color Is the Fairy?.....	13-15
1-10 Puzzle.....	16
11-20 Puzzle.....	17
Clip and Count Cards.....	18-19
Dot the Ff's.....	20
Shadow Matching.....	21-22
Roll and Graph.....	23-24
Roll and Color.....	25
Trace the Fairy.....	26-27
Color by Size.....	28
Ff is for Fairy/Frog.....	29-30
Read and Write the Room.....	31-33
Dot Marker.....	32
Color by Letter.....	33


3-Part Cards



fairy



Frog prince




fairy



mushroom




hut




flowers


3-Part Cards



fairy



Frog prince




fairy




mushroom












hut







flowers





What Comes Next?



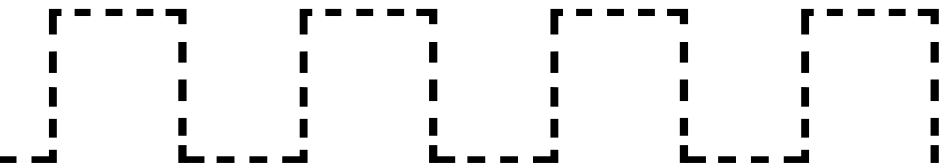


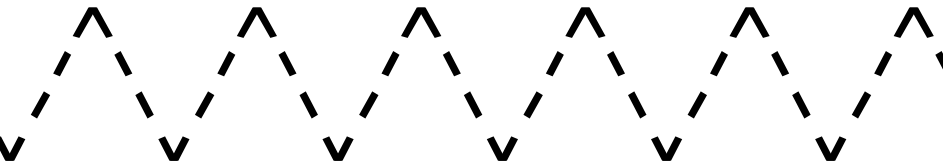











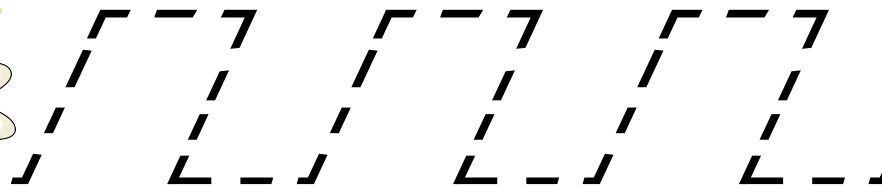


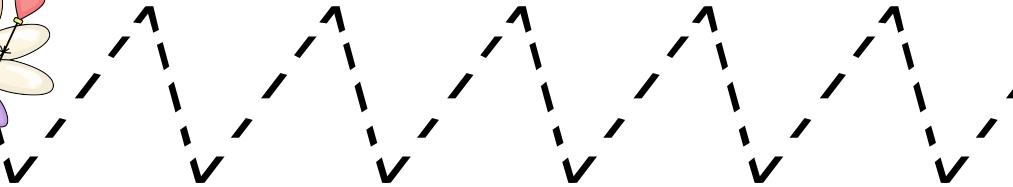






Which Is Different?



Prewriting Page




Prewriting Page



Beginning Sounds




M



H



F



F




F

What Color




Is the Fairy?



The fairy is red.




The fairy is green.



The fairy is orange.




The fairy is yellow.




The fairy is blue.



The fairy is purple.



The fairy is pink.



The fairy is gray.




The fairy is white.



The fairy is brown.



The fairy is black.



10

9

8

7

6


5

4

3

2

1



20

19

18

17

16

15


14

13


12

11

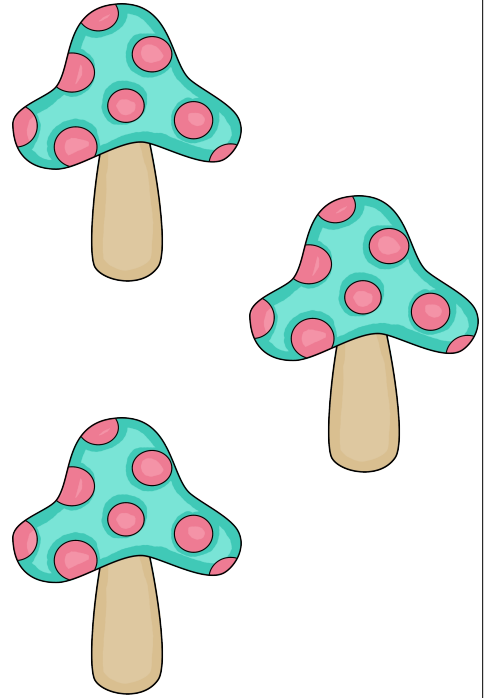
1




2




3



4





5

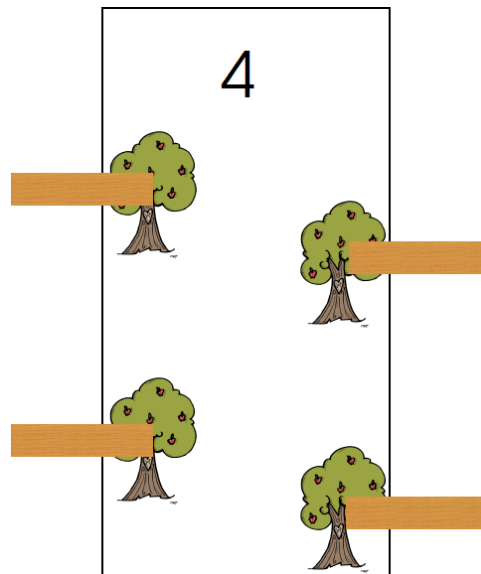


6





How to use these clip cards
You can use basic clothespins or clothespins with the numbers 1-10 on them.
Have your child clip one clothespin to each image and count at the same time.



Dot all the F's pink
Dot all the f's purple



F

f

F

F

f

F

f

F

f

F

f


f


F

Shadow Matching









Shadow Matching






Roll and Graph

5						
4						
3						
2						
1						
						

Roll and Color

Use one die



6

3

2

4

2

4

5

6

1

2

3

3


6

4


5

1

Trace the Fairy




Trace the Fairy



Color by Size


Small – Pink
Medium – Yellow
Large – Purple





Handwriting practice area featuring two large, bold, black-outlined letters: 'F' and 'E'.

Tracing practice area with dashed lines for the words 'fun' and 'joy'. The word 'fun' is written vertically, and 'joy' is written horizontally.



Handwriting practice for the Chinese characters '兔' (rabbit) and '心' (heart). The characters are shown in a large, thick, black outline format, suitable for tracing.


Tracing practice for the Chinese characters '兔' (rabbit) and '心' (heart). The characters are shown in a dashed line format, suitable for tracing.



fairy




hut




frog



mushroom




flowers



fairy




hut




frog



mushroom




flowers



F F F f f f




H H H h h h



F F F f f f




M M M m m m



F F F f f f





P - green
F - pink
M - blue