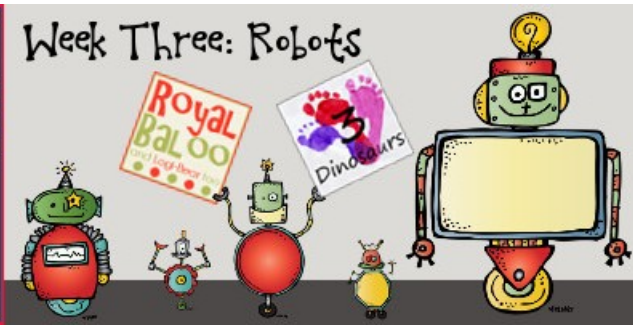




Week Three: Robots



Build Up to Summer Learning 3rd Grade Week Three: Robot

Thanks for downloading Build Up Summer Learning Week Three: Robot. Be sure to Check out the other weeks as they come out!

These printables are provided *FREE* of charge. Please do share our printables. But please remember that all of our printables are for personal use. You cannot claim these printables or sell them as your own. All the printables and pictures are the property of [3 Dinosaurs](#) & [Royal Baloo](#).

Please DO

- Download the files to your computers and print them off for personal use.
- Direct people to the blog or site when sharing with others.
- Give proper credit back to [3 Dinosaurs](#) & [Royal Baloo](#) when blogging about our files.

Graphics: Purchased from [Melonheadz Illustrations](#), [KPM Doodles](#), [Mycutegraphic.com](#), and [Scrappin Doodles](#).

You May Not

- Link directly to the pdf file.
- Alter my files in any way.
- Store them on your website in any format or any any upload type (facebook, sharing sites etc)
- Seek to use these to drive traffic to your site or sell them in any way.
- Print off and sell them to others.

Please remember this is about being Honest. We reserve the right to change this policy at any time.


Thanks Erin @Royal Baloo & Cassie @3 Dinosaurs




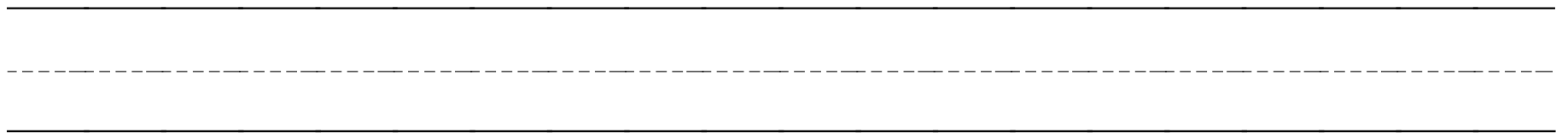

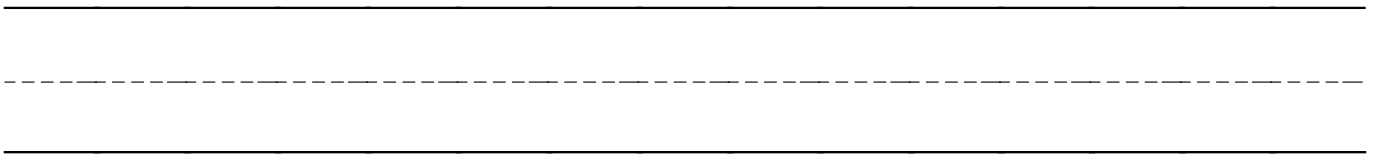
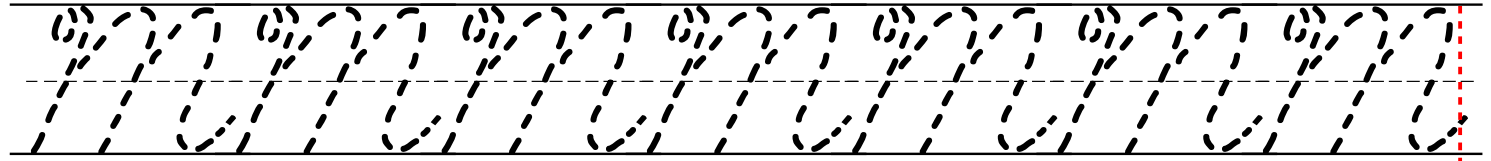

<http://royalbaloo.com/>
[Facebook](#)
[Twitter](#)
[RSS](#)
[Google +](#)



<http://www.3dinosaurs.com/>
[Facebook](#)
[Twitter](#)
[RSS](#)
[Google +](#)






Week 3 Day 3: Cursive Letter M





Week 3 Day 3: Writing

Why do robots need gears to make them run?



Outline


Main Idea _____

1st Point _____


2nd Point _____

3rd Point _____

Conclusion _____



Week 3 Day 3: Division



$$\begin{array}{r} 10 \\ \div 2 \\ \hline \end{array}$$

$$\begin{array}{r} 9 \\ \div 3 \\ \hline \end{array}$$

$$\begin{array}{r} 24 \\ \div 4 \\ \hline \end{array}$$

$$\begin{array}{r} 55 \\ \div 5 \\ \hline \end{array}$$

$$\begin{array}{r} 27 \\ \div 3 \\ \hline \end{array}$$

$$\begin{array}{r} 18 \\ \div 2 \\ \hline \end{array}$$

$$\begin{array}{r} 54 \\ \div 9 \\ \hline \end{array}$$

$$\begin{array}{r} 12 \\ \div 2 \\ \hline \end{array}$$

$$\begin{array}{r} 18 \\ \div 3 \\ \hline \end{array}$$


$$\begin{array}{r} 20 \\ \div 4 \\ \hline \end{array}$$


$$\begin{array}{r} 6 \\ \div 2 \\ \hline \end{array}$$

$$\begin{array}{r} 15 \\ \div 5 \\ \hline \end{array}$$

Answer the following question and show your work.

The robots have 63 parts. If there are 9 robots and they each get an equal amount of parts, how many parts will they get?





Week 3 Day 3: Sight Word "hold"

Color the word hold:

hold

Write the word hold:

Trace the word hold:

hold hold hold hold hold

hold hold hold hold hold

Use hold in a sentence using cursive.
