

Ww is for Watermelon Crazy *Cursive* Alphabet

Thanks for downloading the Ww is for Watermelon pack.

Be sure to check back for more of the Crazy *Cursive* Alphabet!

Please note the terms of use:

These printables are provided free of charge and are for personal use only.

You may:

Print as many copies as you'd like

Use them in a group or classroom setting

Share the link to my blog to other people who are interested in the pack

Post online about the pack giving proper credit back to RoyalBaloo.com

You may not:

Sell or distribute this file

Host this file on your own website

Upload this file to a shared website (i.e. 4shared.com)

Claim these files or sell them as your own


Link directly to the pdf file online


Print and sell them to others

I reserve the right to change these terms of use at any time.




Thanks Erin @Royal Baloo

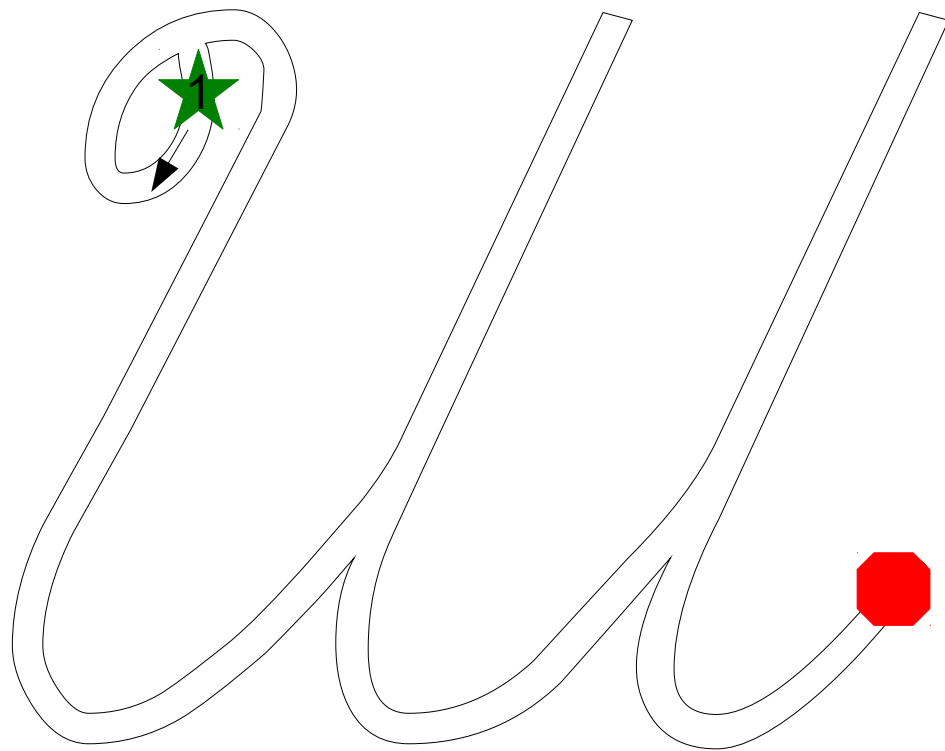




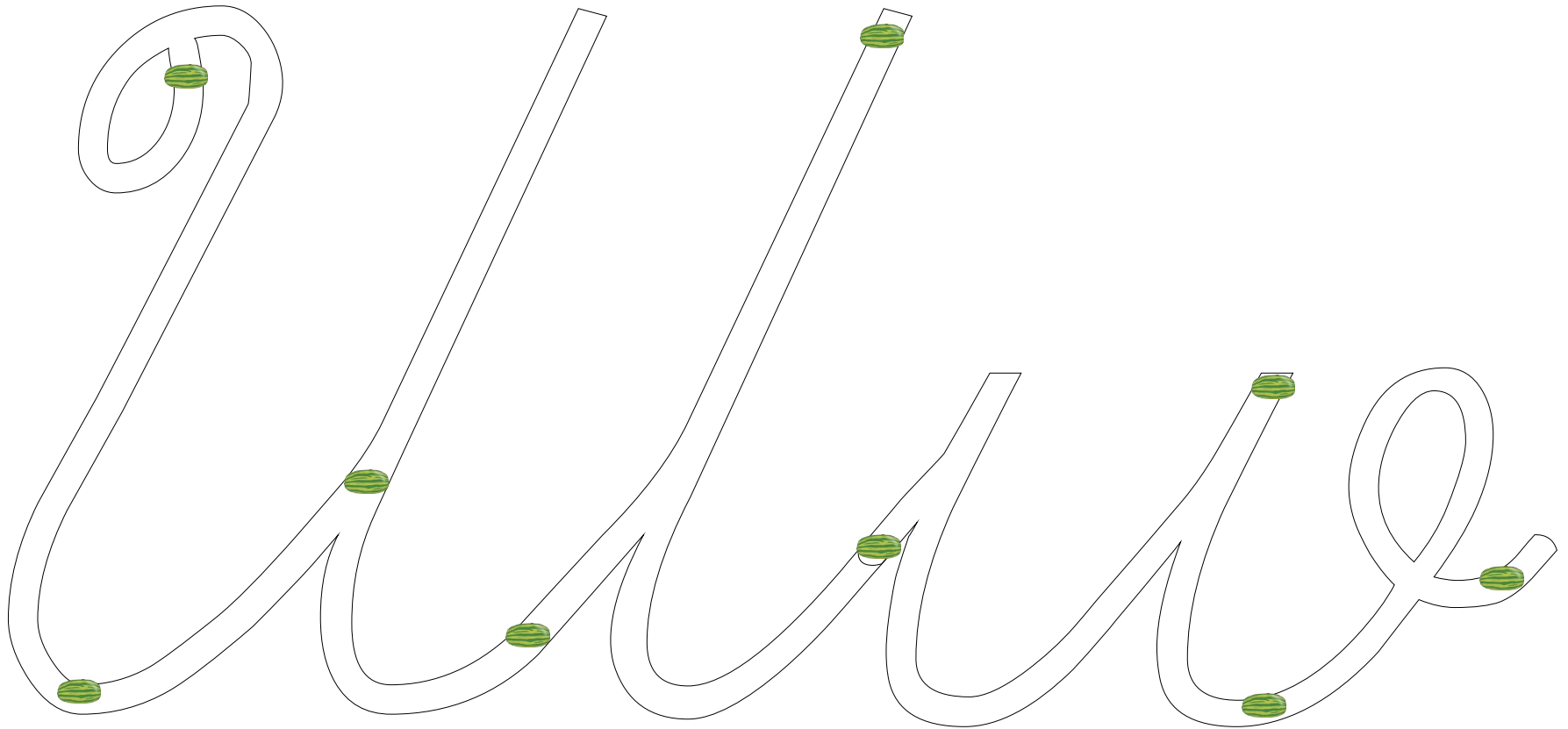
Uu is for Watermelon

Dot the Letters





Connect the Watermelons




Handwriting practice sheet for the letter 'u'. The page is divided into three main sections: a large illustration area, a tracing row, and a dotted tracing row.

Illustration Area: The top section features a large watermelon on the right. To its left, a set of handwriting lines (top solid, middle dashed, bottom solid) contains several dashed lowercase 'u's. A curved arrow on the left indicates a counter-clockwise rotation, and a straight arrow in the middle points upwards, showing the stroke direction.

Tracing Row 1: A row of six dashed lowercase 'u's for tracing, positioned between the top and middle lines of a handwriting set.

Tracing Row 2: A row of eight dotted lowercase 'u's for tracing, positioned between the middle and bottom lines of a handwriting set.










Decorate the Ww's



Color the Letters

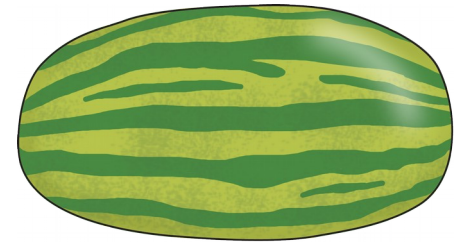
Color the *U*'s green

Color the *u*'s red

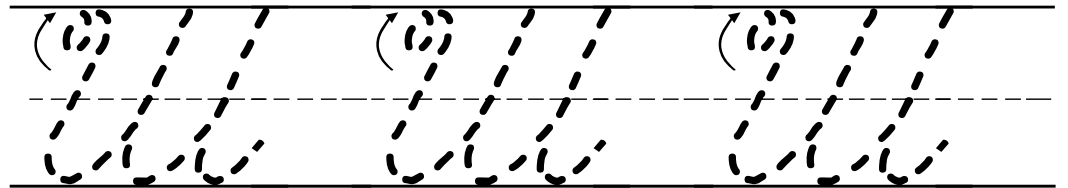
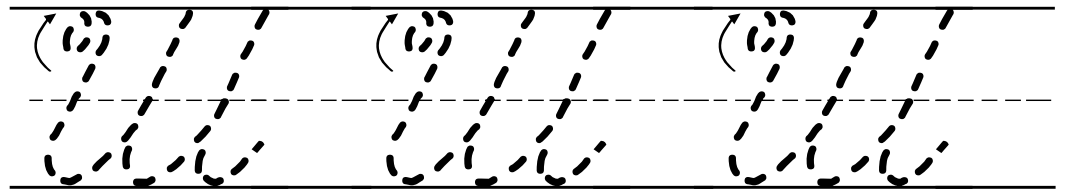
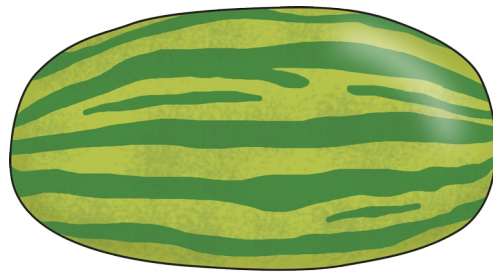


I can write the letter

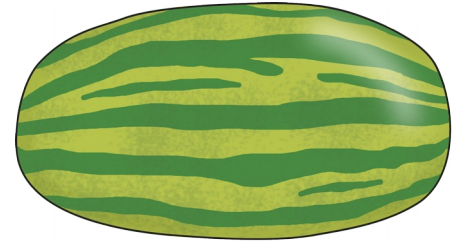
Ww




in cursive




oo oo oo



oo oo oo









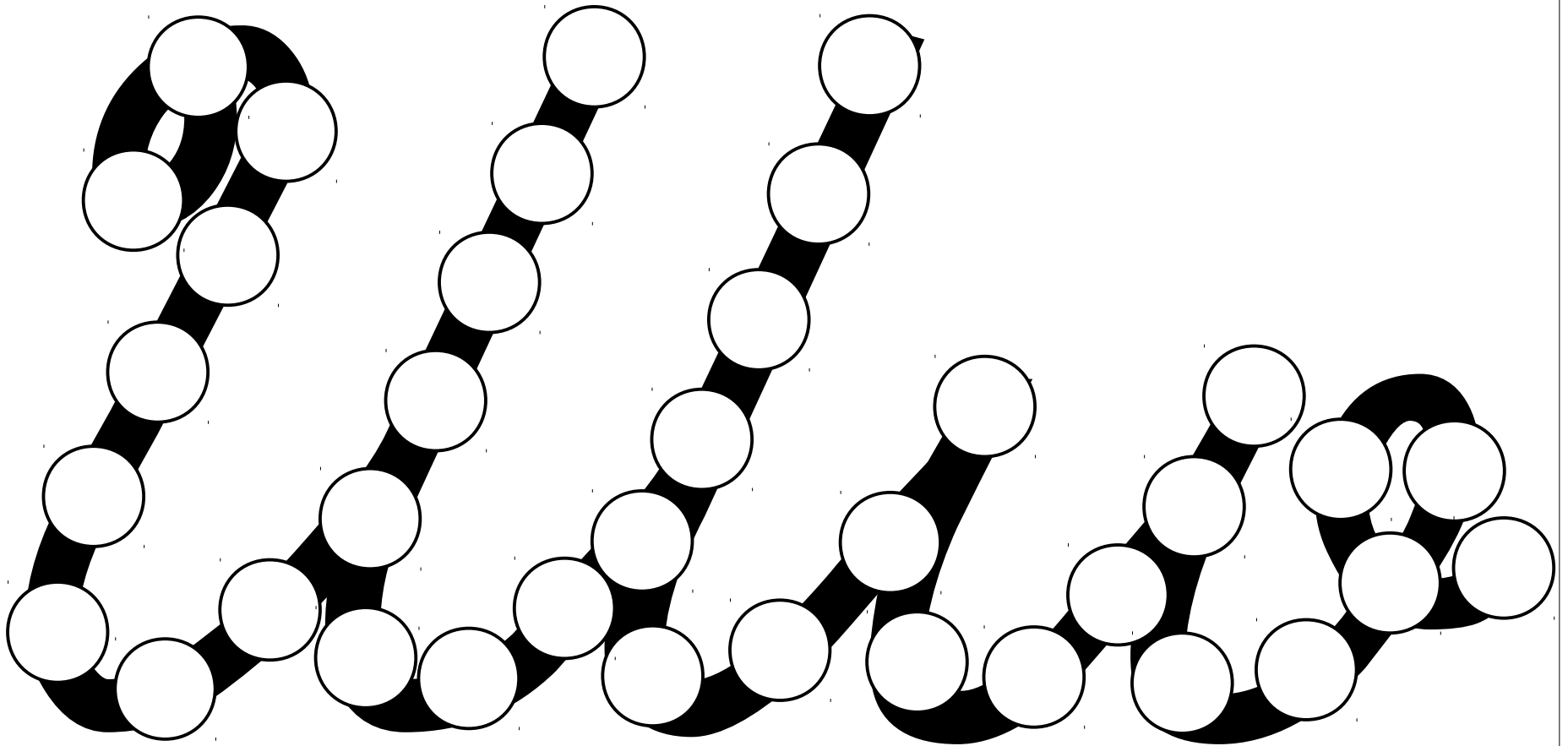
watermelon



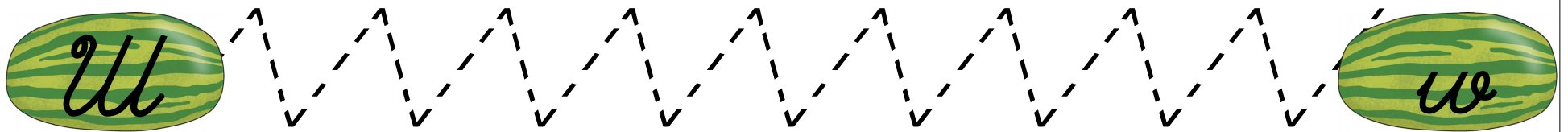
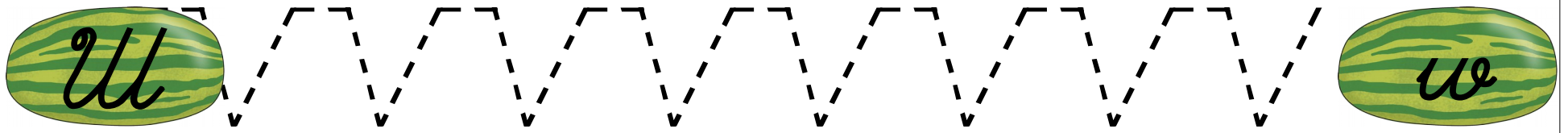
oo

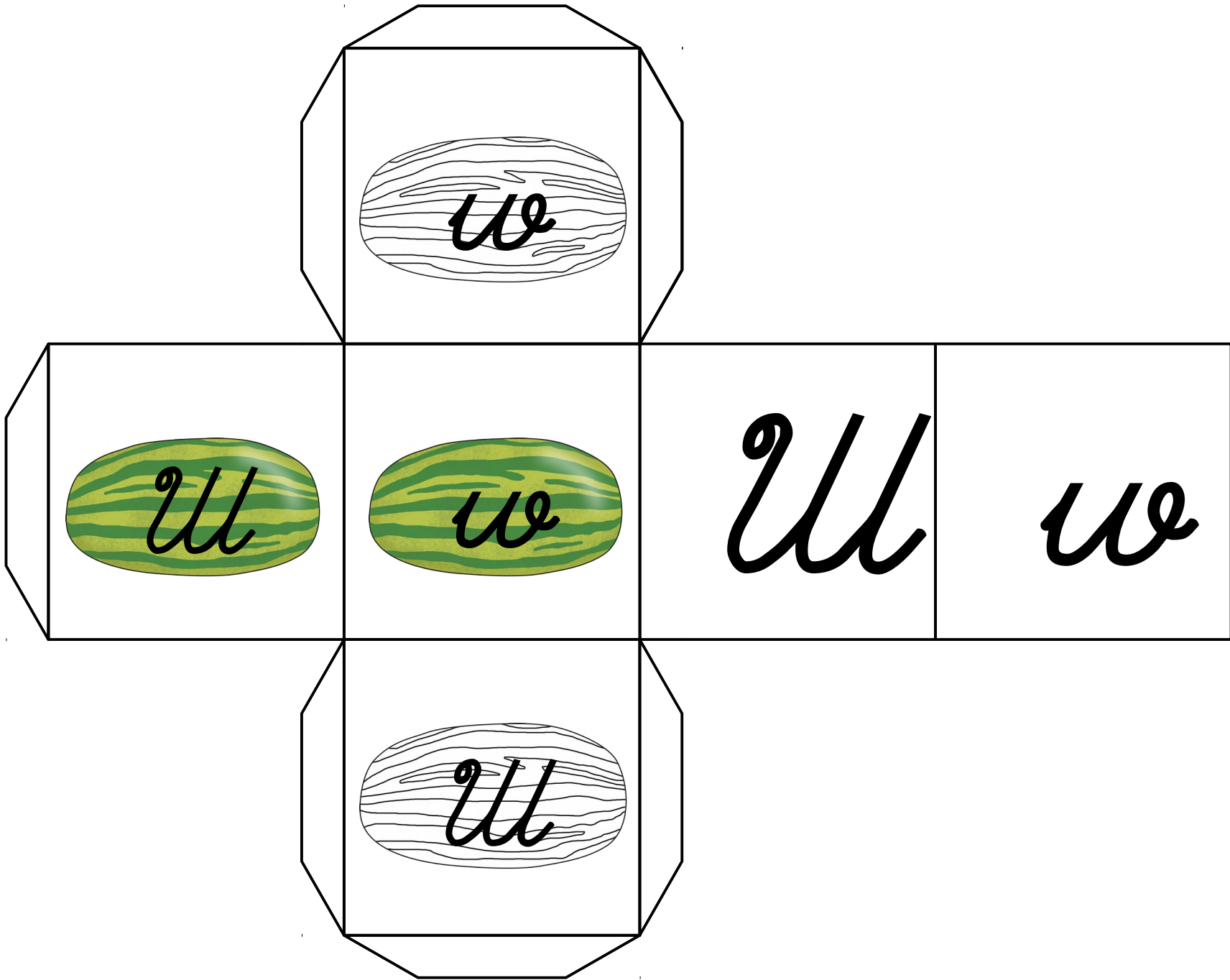






Prewriting Practice

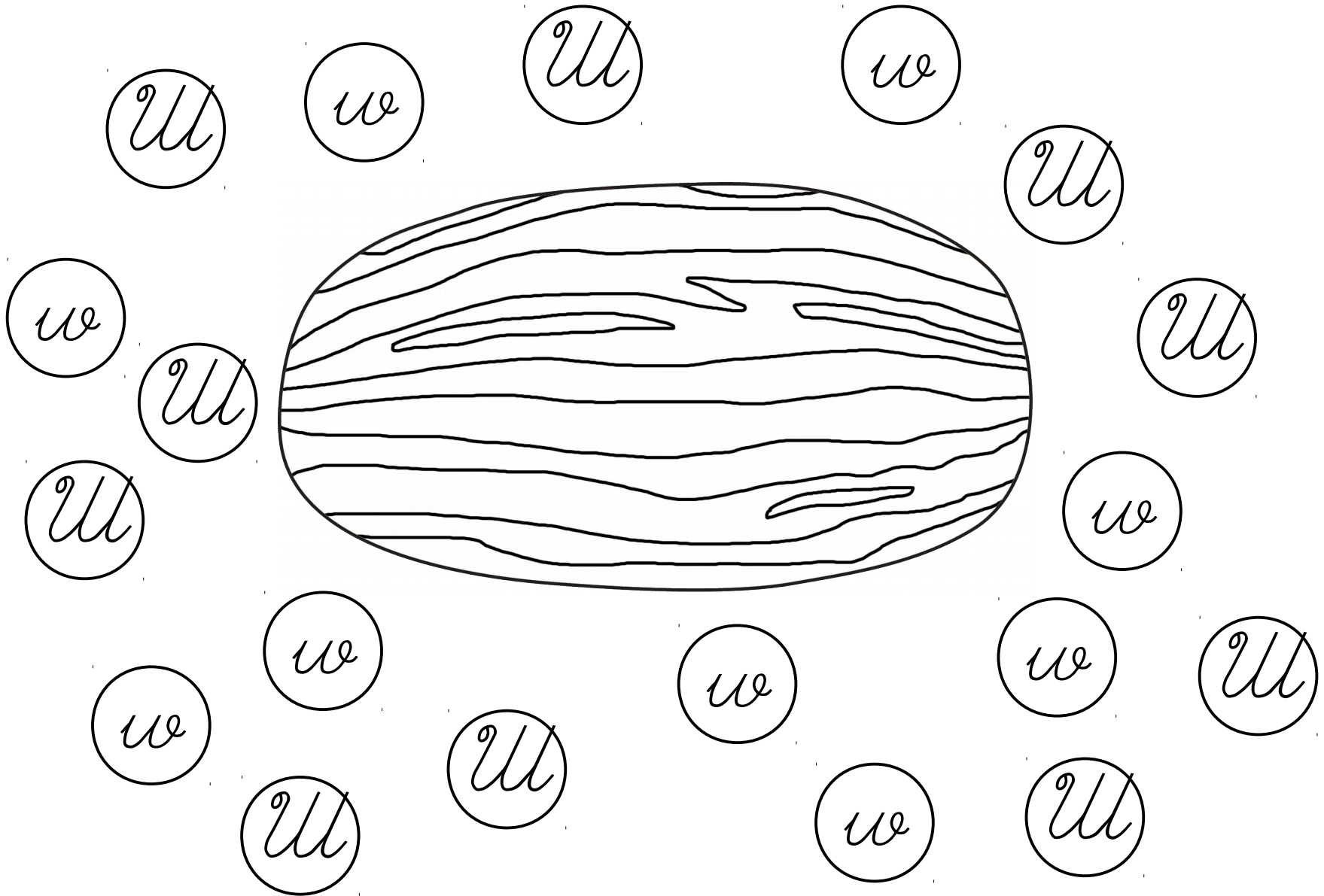




Dot the Letters


Dot the *U*'s green

Dot the *w*'s red




Letter *Uw* Path

start



<i>U</i>	<i>a</i>	<i>S</i>	<i>z</i>	<i>B</i>	<i>h</i>	<i>K</i>	<i>p</i>	<i>O</i>	<i>s</i>
<i>w</i>	<i>w</i>	<i>w</i>	<i>F</i>	<i>g</i>	<i>w</i>	<i>U</i>	<i>w</i>	<i>w</i>	<i>X</i>
<i>f</i>	<i>G</i>	<i>U</i>	<i>e</i>	<i>T</i>	<i>U</i>	<i>g</i>	<i>B</i>	<i>U</i>	<i>f</i>
<i>h</i>	<i>S</i>	<i>U</i>	<i>w</i>	<i>w</i>	<i>U</i>	<i>E</i>	<i>n</i>	<i>U</i>	<i>G</i>
<i>Y</i>	<i>d</i>	<i>r</i>	<i>g</i>	<i>H</i>	<i>v</i>	<i>s</i>	<i>w</i>	<i>U</i>	<i>h</i>
<i>g</i>	<i>F</i>	<i>T</i>	<i>F</i>	<i>P</i>	<i>M</i>	<i>T</i>	<i>w</i>	<i>n</i>	<i>R</i>
<i>F</i>	<i>v</i>	<i>y</i>	<i>z</i>	<i>l</i>	<i>b</i>	<i>r</i>	<i>U</i>	<i>w</i>	<i>U</i>



end