



Swing in to Summer Learning

First Grade Week Two: Superhero

Thanks for downloading Swing in to Summer Learning Week Two: Superhero. Be sure to Check out the other weeks as they come out!

These printables are provided *FREE* of charge. Please do share our printables. But please remember that all of our printables are for personal use. You cannot claim these printables or sell them as your own. All the printables and pictures are the property of [3 Dinosaurs](#) & [Royal Baloo](#).

Please DO

- Download the files to your computers and print them off for personal use.
- Direct people to the blog or site when sharing with others.
- Give proper credit back to [3 Dinosaurs](#) & [Royal Baloo](#) when blogging about our files.

Graphics: Purchased from [Melonheadz Illustrations](#),
[KPM Doodles](#), [Mycutegraphic.com](#),
and [Scrappin Doodles](#).

You May Not

- Link directly to the pdf file.
- Alter my files in any way.
- Store them on your website in any format or any any upload type (facebook, sharing sites etc)
- Seek to use these to drive traffic to your site or sell them in any way.
- Print off and sell them to others.

Please remember this is about being Honest. We reserve the right to change this policy at any time.

Thanks Erin @Royal Baloo & Cassie @3 Dinosaurs



<http://royalbaloo.com/>
[Facebook](#)
[Twitter](#)
[RSS](#)
[Google +](#)

<http://www.3dinosaurs.com/>
[Facebook](#)
[Twitter](#)
[RSS](#)
[Google +](#)





Week 2 Day 5: Sight Word "them"



them

them them

Find "them" in the sentences below:

We like them.

I can see them.

Can we talk to them?







He can fly with them!

them	going	them	ask
ask	them	going	old
them	old	them	them
them	going	them	going




Week 2 Day 5: -AY Word Family

Roll & Race the -ay words.


bay	day	yay	stay	say	may
lay	may	ray	hay	clay	day
pay	way	play	nay	sway	pay
					

Write a sentence and draw a picture using one of the words above.





Week 2 Day 5: Roll, Spin, Add



Use a pencil and paperclip to make your spinner. Spin for the first digit.

Roll a die for the second digit.

$$\underline{\hspace{2cm}} + \underline{\hspace{2cm}} + 5 =$$

$$\underline{\hspace{2cm}} + \underline{\hspace{2cm}} + 3 =$$

$$\underline{\hspace{2cm}} + \underline{\hspace{2cm}} + 6 =$$

$$\underline{\hspace{2cm}} + \underline{\hspace{2cm}} + 1 =$$


$$\underline{\hspace{2cm}} + \underline{\hspace{2cm}} + 7 =$$




Week 2 Day 5: Fluency




May I ask where the school is?




Is the bank open during the day?




I am going to the old house.



May we go fishing with them?



The chair fell in the pool.



I want to play with the superheroes!

